


# / 3-way valve 3/4"

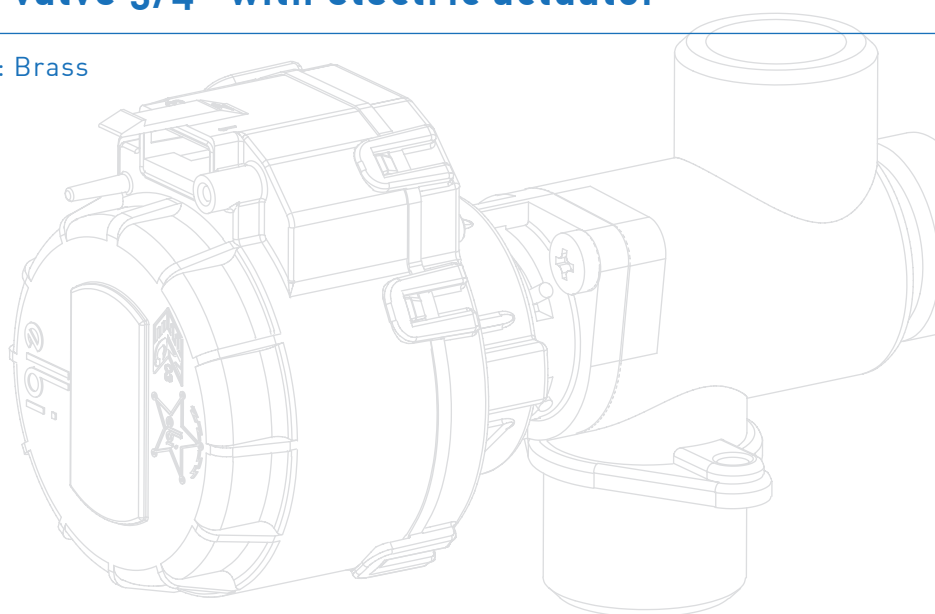
Hydraulic components



## 3-Way valve 3/4" with electric actuator

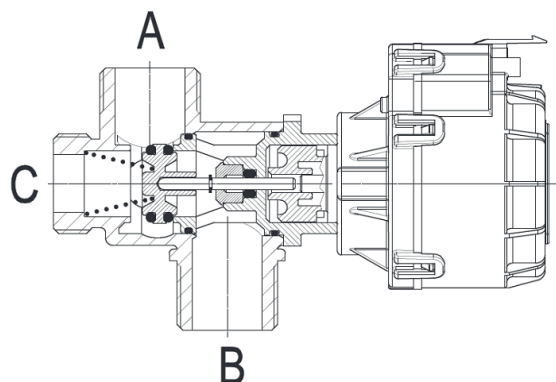
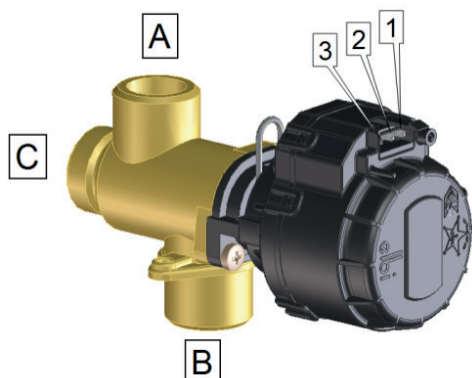
/ Body: Brass

/ [www.otma.it](http://www.otma.it)



# 3-way valve 3/4"

Hydraulic components

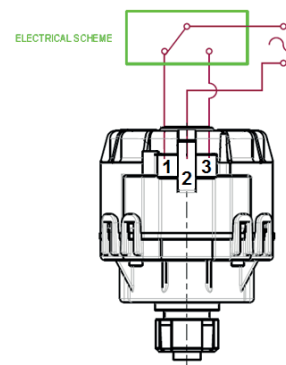


Heating phase A-B:

power on connection 2-1 of electric actuator

Sanitary phase A-C:

power on connection 2-3 of electric actuator



## / technical data

Max working temperature: **95 °C**

Max working pressure: **6 bar**

Differential pressure: **0,7 bar**

Electric actuator voltage: **230 V - 50 Hz**

## / drop pressure

Flow rate DP A-B DP A-C

(l/h) (mbar) (mbar)

0 0 0

500 14 11

**1000 54 44**

1500 119 97

2000 211 172

2500 329 268

3000 475 387

3500 643 524

4000 842 686

4500 1069 871

5000 1323 1078

DP 1bar kv kv

(m<sup>3</sup>/h) **4,3 4,8**

## / characteristic curves

