

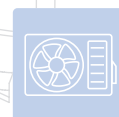

Pompa OTMSL

Corpo pompa multifunzione



Speciale corpo pompa che integra le principali funzioni del gruppo idraulico


- / Collettore integrato di forma simmetrica
- / Connessioni multiple predisposte per diversi layout idraulici
- / Elevata integrazione di funzioni
- / Materiale composito PA66 GF30



www.otma.it

Pompa OTMSL


Corpo pompa multifunzione



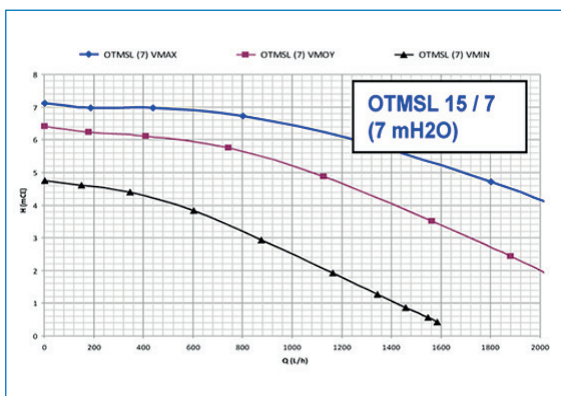
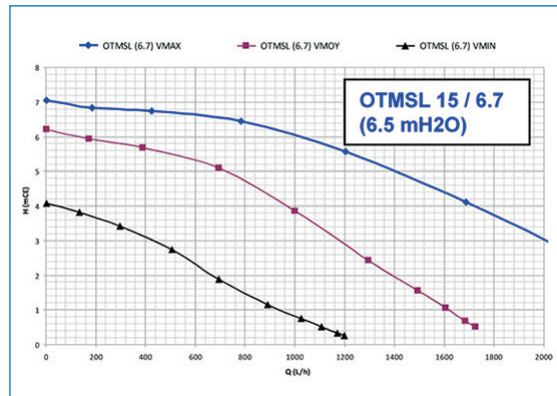
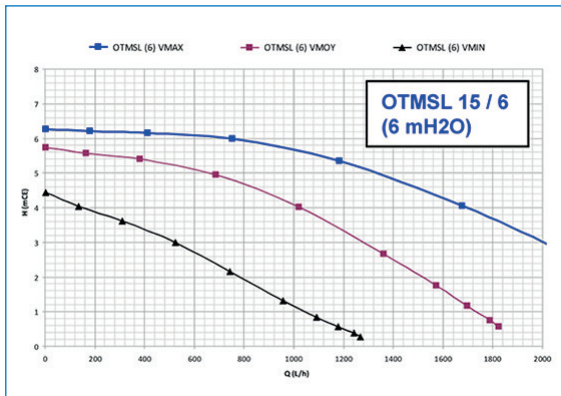
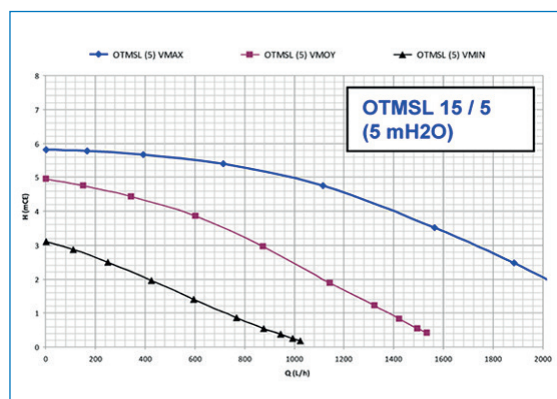
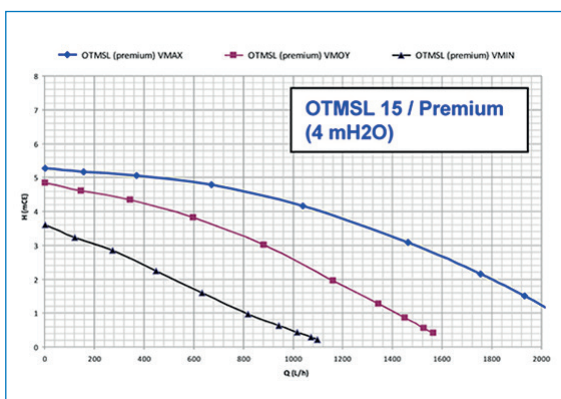
- 1 Valvola sfogo aria
- 2 Valvola di scarico
- 3 Connessione bypass
- 4 Valvola di sicurezza
- 5 Fissaggio in piastra
- 6 Pressostato
- 7 Connessione bypass
- 8 Connessione vaso di espansione
- 9 Connessione manometro
- 10 Extra corsa 12 mm

/ motore asincrono (mercato extra-europeo)

Circolatore standard



Circolatore integrato



/ motore sincrono

Para iPWM



Para SC

